


DATA SHEET.

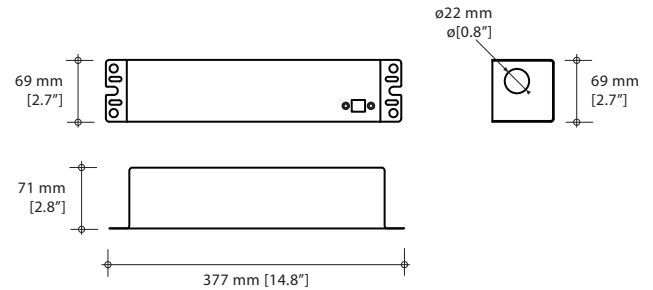
EMERGENCY BATTERY BACKUP CUT SHEET

SPECIFICATIONS.

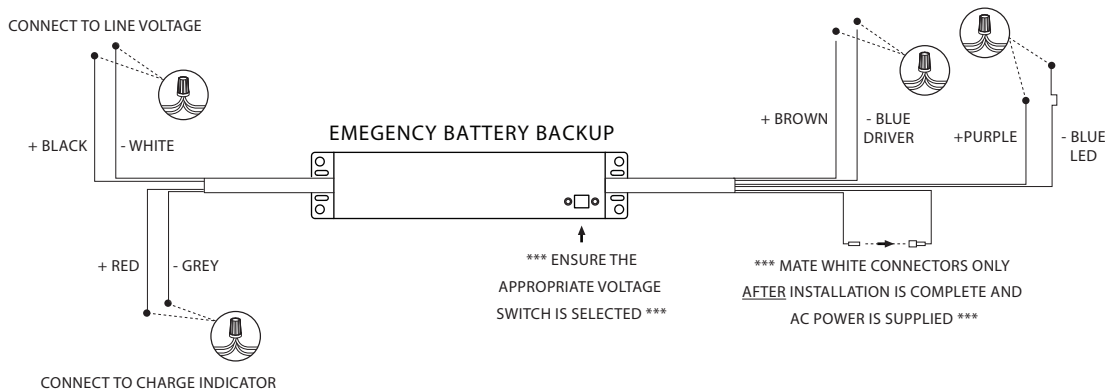
MODEL NUMBER :	EL-2548-XXU								
INPUT VOLTAGE :	100~277Vac. 50~60Hz								
INPUT CURRENT :	80mA (Max)								
INPUT POWER :	6 Watts (Max)								
OUTPUT VOLTAGE :	18V~48Vdc								
MAX CONNECTED LOAD :	1.04A								
BATTERY OUTPUT POWER :	25W								
MAX OUTPUT LOAD:	≥ 120 W								
EMERGENCY OPERATION:	≥ 90 Minutes								
BATTERY TYPE :	High Temp Nickel-Cadmium								
RECHARGE LOAD TIME :	24 Hours								
EXPECTED LIFE RANGE :	7~10 Years								
DIMENSIONS :	60 x 71 x 377 mm [2.7 x 2.8 x 14.8"]								
SWITCH SELECT :	<table border="0"> <tr> <td>1</td> <td>18~24V, 1.04A</td> </tr> <tr> <td>2</td> <td>24~36V, 0.7A</td> </tr> <tr> <td>3</td> <td>36~42V, 0.6A</td> </tr> <tr> <td>4</td> <td>42~48W, 0.52A</td> </tr> </table>	1	18~24V, 1.04A	2	24~36V, 0.7A	3	36~42V, 0.6A	4	42~48W, 0.52A
1	18~24V, 1.04A								
2	24~36V, 0.7A								
3	36~42V, 0.6A								
4	42~48W, 0.52A								



DIMENSIONS.



WIRING SCHEMATICS DIAGRAM.



CONTACT INFO.

TEL: 1-416-225-6400

www.elumanation.com

info@elumanation.com

1621-38 McEwen Drive, Lakeview Industrial Plaza, Whitby, ON. Canada L1N 9A5